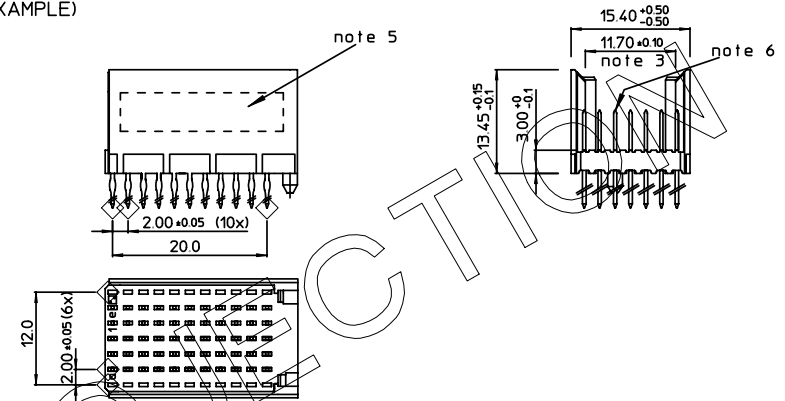


LOADING PATTERN MATING SIDE

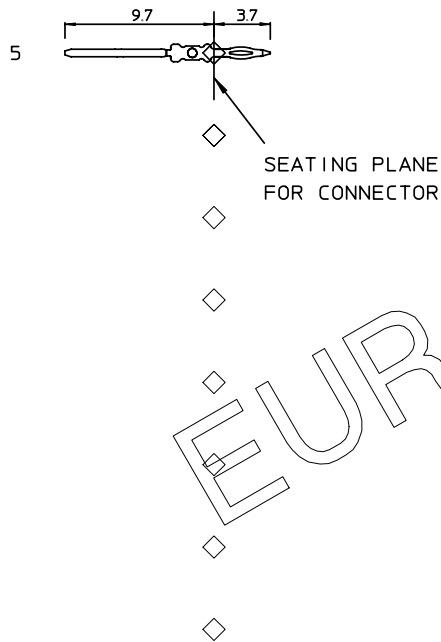
f	0	0	0	0	0	0	0	0	0	0		
e	0	5	0	5	0	0	5	0	5	0	5	
d	0	0	0	0	0	0	5	0	5	0	5	
c	0	5	0	5	0	0	5	0	5	0	5	
b	0	0	0	0	0	0	5	0	5	0	5	
a	0	5	0	5	0	0	5	0	5	0	5	
z	0	0	0	0	0	0	0	0	0	0	0	
SOT	0	1					0	5			1	0

LOADED CONNECTOR ASSEMBLY (FOR EXAMPLE)

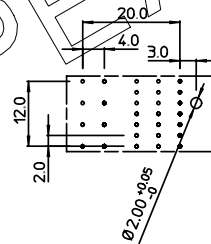


SHEET NR. : 578

CONTACT OVERVIEW



LAY-OUT P.C.B.-HOLE



LEAD FREE INDICATOR : LF = LEAD FREE (DIGIT 15 & 16)

HM2P09PDU130

PLATING CODE (DIGIT 13 AND 14) (REF DWG No. BS,C ,201844,003)

NOTES:

- THIS PRODUCT IS CSA APPROVED.
- THIS PRODUCT IS UL RECOGNIZED.
- MEASURED AT THE BOTTOM.
- MATERIAL CONTACT: PHOSPHORBRONZE
HOUSING: CREAM WHITE GLASSFILLED POLYESTER UL-94V0
- CONNECTOR PRINTED WITH P/N AND DATE CODE.
- FOR ACTUAL CONTACT LOADINGS, SEE LOADING PATTERN MATING SIDE.
- SHAPE OF CONNECTOR HOUSING CAN ALTER DEPENDING ON PRODUCTION LOCATION.
- THE PRODUCT (LF) MEETS EUROPEAN UNION DIRECTIVES AND OTHER COUNTRY REGULATIONS AS DESCRIBED IN GS-22-008
- FOR RECOMMENDED PTH DIMENSIONS REFER DRAWING : BS,A ,201572,001

1DEC ±0.2 2DEC ±0.1 ANGLES ±1°	APPR. DRAFT CHECKED	DATE 1998-03-05	SIGN. M.Fret	LOADING PATTERN OVERVIEW
WE RESERVE THE RIGHT TO CHANGE DIMENSIONS OR REQUIREMENTS WITHOUT PRIOR NOTICE.	PROD. MGR. PR. ENG. MGR. PR. MGT. MGR.			CAT. No. HM2P09PDU130----
ALL DIMENSIONS IN MM				SCALE



REFERENCES

BS,C ,201843,475 D
DRAWING No. CUSTOMER DRAWING REVISION

THIS IS OUR EXCLUSIVE PROPERTY. IT IS NOT TO BE COPIED, REPRINTED OR DISCLOSED TO A THIRD PARTY, NOR USED FOR MANUFACTURING WITHOUT OUR WRITTEN CONSENT, AND HAS TO BE RETURNED TO US IN CASE OF NO USAGE
DIT IS ONZE EIGENDOM EN MAG NOCH NAGEMAAKT. HERDRUKT, OVERGEMAAKT AAN DERDEN, NOCH VOOR FABRIKATIE GEBRUIKT WORDEN, ZONDER ONZE SCHRIFTELIJKE TOELATING. BIJ NIET GEBRUIK IS TERUGZENDING VERPLICHT.